


## ANATOMICAL SHAPE

For precise and secure implantation

## IMPLANT MADE OF BLACKARMOR®

A nonmetallic, radiolucent material for reduced imaging artifacts



## SECURE FIXATION TO BONE

Rough titanium coating

inspired by nature – built by icotec

## ICOTEC CERVICAL CAGE

Factsheet



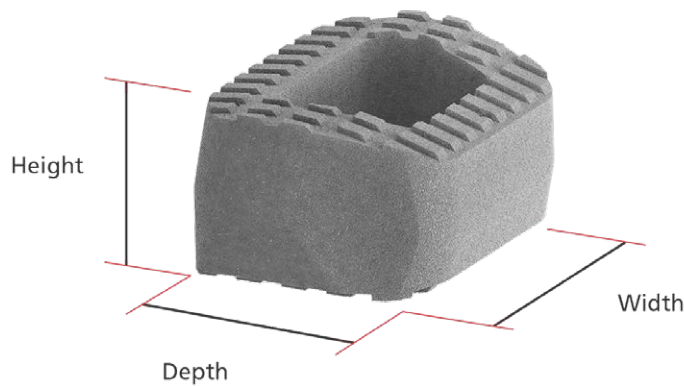
## EXCELLENT IMAGING QUALITY


focused on bone – not metal

# ICOTEC CERVICAL CAGE

## icotec Cervical Cages – Anatomic

Description	Depth	Width	Height	Reference number
icotec Cervical Cage, anatomic	13 mm	13 mm	5 mm	13-41-0513
			6 mm	13-41-0613
			7 mm	13-41-0713
icotec Cervical Cage, anatomic	13 mm	16 mm	5 mm	13-41-0516
			6 mm	13-41-0616
			7 mm	13-41-0716
			8 mm	13-41-0816
icotec Cervical Cage, anatomic	13 mm	18 mm	5 mm	13-41-0518
			6 mm	13-41-0618
			7 mm	13-41-0718
			8 mm	13-41-0818



Information needed to use the device and a glossary of symbols that may appear on the product labeling and the meaning of the symbols are made available in electronic form; current and previous versions can be downloaded in electronic form at [ifu.icotec-medical.com](http://ifu.icotec-medical.com) (code = ) or can be requested by email or phone from icotec. On request, icotec will provide a paper version within seven calendar days at no charge. The electronic versions can be viewed with a freely available PDF reader (e.g., Adobe Acrobat Reader, which can be downloaded at [www.adobe.com](http://www.adobe.com)).



[ifu.icotec-medical.com](http://ifu.icotec-medical.com)

**ico | cæ t**

**icotec ag**

*Contact in the USA:*

222 Pitkin Street, Suite 126  
 East Hartford CT 06108  
 United States  
 Phone: (860) 404-6999  
[info@icotec-medical.com](mailto:info@icotec-medical.com)  
[www.icotec-medical.com](http://www.icotec-medical.com)